



Nelson Provincial  
**MUSEUM**  
Pupuri Taonga o Te Tai Ao



Please treat this report as DRAFT. Tasman Bays Heritage Trust is awaiting the independent auditor's report before this Annual Report can be finalised.

# ANNUAL REPORT

## TASMAN BAYS HERITAGE TRUST

# 2020 2021



Nelson Provincial  
**MUSEUM**  
Pupuri Taonga o Te Tai Ao

**ANNUAL REPORT**  
TASMAN BAYS HERITAGE TRUST

**2020  
2021**





***"It seemed very sensible and appropriate that he [the painting] comes back to Nelson to live his life here in the Museum".***

*Greg Thompson, Descendant of Edward Green.*



**Olivia Hall**  
*Board Chair*

### **Tasman Bays Heritage Trust is proud to present the Annual Report 2020/21 of Nelson Provincial Museum.**

Emerging from the 2020 eight-week national COVID-19 lock-down in May last year, it was difficult to predict how this year would play out for both our region and Aotearoa's culture heritage sector. Further lock-downs were expected. Accordingly, following discussion with both Tasman District and Nelson City councils, we proactively reduced expenditure and looked how to best serve our community with limited means.

Pleasingly, while the year has certainly brought its challenges, we have finished on a positive financial footing. This has been due to prudent financial management and a conservative approach to expenditure. Visitation has, while not reaching the heights of previous 'normal' years, been above predictions due to stronger than expected domestic tourism and the loyalty of our local audiences and repeat family visitors.



**Lucinda Blackley-Jimson**  
*Chief Executive*

While this Annual Report offers the opportunity to reflect on the year's challenges and highlights, it also presents the opportunity for us to thank our stakeholders, Tasman District Council and Nelson City Council, for their continued support. In particular, this year we would like to acknowledge the confirmation of funding from both councils towards the Archives Research and Collections Facility in their Long Term Plans. With half of the fundraising target now achieved, the Trust is in a strong position to approach other agencies and the public for their support for this most important project to preserve our region's heritage

# CONTENTS

Board Chair and Executive Commentary	01
Archives, Research & Collections Facility	03
The Regional Collection	04
Taonga Māori	06
Visitation	08
Education	09
Exhibitions	10
Events	13
Regional Support	14
Our People	16
Infrastructure   Sustainability	17
Financial & Retail	18
Financial Statements and Performance Information	21

---

## AN IMPORTANT NOTE REGARDING THE INDEPENDENT AUDITOR'S REPORT

In light of Parliament's recent extension of the statutory reporting deadline for CCOs and Councils, Audit New Zealand have informed us that TBHT's audit will not be taking place until early 2022 (dates not yet confirmed at time of writing).

### **Accordingly, please treat this report as draft.**

When the Independent Auditor's report is received it will be incorporated into this document and the Annual Report will be finalised.

---





## ARCHIVES, RESEARCH & COLLECTIONS FACILITY

With funding contributions from both stakeholder councils confirmed in June, plans for the Archives, Research and Collections Facility are able to move forward at pace.

The 2020/21 year saw the Trust commission a comprehensive Project Plan, which refined budget and timeline construction in addition to project governance and resourcing. The ARC Project Governing Group consists of Trustees Derek Shaw and Brendon Silcock (Co-Chairs), Trust Chair Olivia Hall, and Ian MacLennan and John Hambleton (Independent Advisory Members) who bring significant experience to the

table, having worked on the Suter Art Gallery rebuild and other major Nelson projects.

A Fundraising Working Group has been established, led by Trustee Emma Thompson and Chair Olivia Hall. Grant preparation resource has been secured to progress towards the project target.

The Museum Collections team have focused on auditing and preparing to move the Collection. Part of this work has been an extensive valuation exercise by Dunbar Sloane, which will substantively increase the recognised financial value of the Collection.





## THE REGIONAL COLLECTION

It is important for museums to not only collect historic artefacts, but to ensure that we also capture the current events that will become important parts of our region's history. Accordingly, this year we collected objects telling the stories of the 2019 Tasman Fires and of Nelson Tasman's response to the COVID-19 pandemic. These included COVID-19 objects such as a Tasman Mako face-mask, books and pamphlets, and Tasman fire 2019 digital photographs from Tasman Mayor Tim King and professional photographer Dwayne Lohmann. Eleven images, one video and eighteen literary submissions were received through the COVID-19 *Life in the Bubble* collecting partnership with Nelson Public and Tasman District Libraries.



We were honoured to be gifted a portrait of noted local businessman Edward Green by Gottfried Lindauer dated 1875. We are grateful to Greg, Richard and Rebecca Thompson; and Sally, Wendy and Gillian Akers, who gifted this work to the region. The Thompson and Akers families are descended from Karl Akers, William Green's grandson. Another notable donation to the collection was a toki pounamu (greenstone adze) from Cobb Valley, Golden Bay.

Overall, we received 38 new acquisitions into the Regional Collection, consisting of more than 300 individual objects.





***"Thank you for the detail of your research and to you both for the unit's fine work and excellent service. It is very much appreciated."***

*Local Researcher*

## PUBLIC ACCESS TO THE COLLECTION

Online, at Isel Park and in the Community



**3,000**  
new records

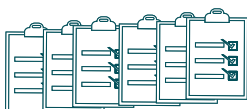
It is a key mission of the Museum to make our collections widely available both physically and digitally. For example, this year we undertook an inventory of the furniture collection, resulting in **162 records** being updated. Overall this year, almost **11,500 records** were audited and updated to ensure accuracy, including the creation of more than **3,000 new records**. A total of over **158,000 collection records** are now available online.



**158,000**  
records available  
online

A notable volunteer project this year was to digitise the Geoffrey C Wood proof books. Wood was a significant photographer who worked for the Nelson Mail between 1961 and 1978. This project created a database of almost **250,000** images searchable by name, subject or date.

Museum staff dedicated more than five hundred hours responding to research enquiries received by email, phone and visits to the Research Facility at Isel Park. Seventy of these hours were spent researching taonga.



**11,500**  
records updated

The image service remains popular, with several hundreds of images being purchased for personal research or for publication, most notably in "Dressed: Fashionable dress in Aotearoa New Zealand 1840 to 1910" by Claire Regnault. This publication by Te Papa Press included custom photographs of two dresses from the textile collection and several images from the glass plate negative collection.





## TAONGA MĀORI

---

A close working relationship with mana whenua iwi and tangata whenua is vital to the mahi and mission of the Museum. We are grateful to the iwi representatives of Te Taiao Komiti for their continued guidance and support of our mahi. This year the organisation has worked at strengthening our bicultural capabilities and the promotion of the Kaitiaki Taonga Māori role to the leadership team has better enabled this. A six-week programme for staff focused on enhancing knowledge of Te Taihū iwi history and te reo Māori fluency has proved incredibly valuable to the team. We are looking forward to continuing this mahi in the coming financial year.

This year the Trust hosted Professor Hallie Buckley from The University of Otago, an expert in kōiwi tangata (human remains). As a result of this process 45 new kōiwi were identified in the collection, most provenanced to Te Taihū and some to Southland (discovered in the Knapp Collection). The Trust is working with iwi to repatriate these remains appropriately under the newly adopted Museums Aotearoa Repatriation Policy, a key piece of national work in which the Museum's Kaitiaki Taonga Māori, Hamuera Robb, was closely involved. This work will be an ongoing kaupapa in the coming years.





***“He taonga tuku iho – tēna he pai to wairua me te aroha. A treasured place, thank you.”***

*Lois and Gaylene Hawley-Simmonds, Jan 2021*

The Trust was pleased to host Manawhenua ki Mohua who visited the taonga at Isel Park, and we look forward to continuing conversations about the kaitiaki of Mohua taonga and how we can support their work.

The Museum continues to be a kaitiaki for Taonga Tūturu, with a further 10 recently found taonga being lodged with the Museum for care this year while iwi ownership is determined. Three taonga were donated directly to the Museum including the previously mentioned toki pounamu from the Cobb Valley.

The Museum presented Te Hokinga Mai Tūpuna to Ngāti Kuia at Te Hora Pā, Canvastown. These are photographic images of Tūpuna (Māori ancestors) held in the collection. These marae-based outreach events enable identification of and connection with iwi Tūpuna. Tūpuna outreach was also presented at Te Kaiotanga o Te Reo symposium in Blenheim.

Collection research is a key part of the Museum role. All requests to research taonga or to reproduce photographic images of ancestors or taonga are referred to Te Taiao Komiti for their assent, ensuring that access and publication of taonga and images are appropriate and in line with iwi wishes. Over 70 hours of research into taonga was undertaken by staff this year.





# VISITATION

Despite Aotearoa's international borders being closed for much of the year, the Museum's visitation was stronger than expected, with an overall visitation of **62,213** across the Museum, Isel, outreach and education audiences, with international visitors accounting for only 357 of that number.

In comparison total visitation in the 2019/20 year was **60,429** (noting that visitation was down from normal last year, reflecting the eight-week closure due to COVID-19 lockdown). This unexpectedly positive result reflects the country's push for

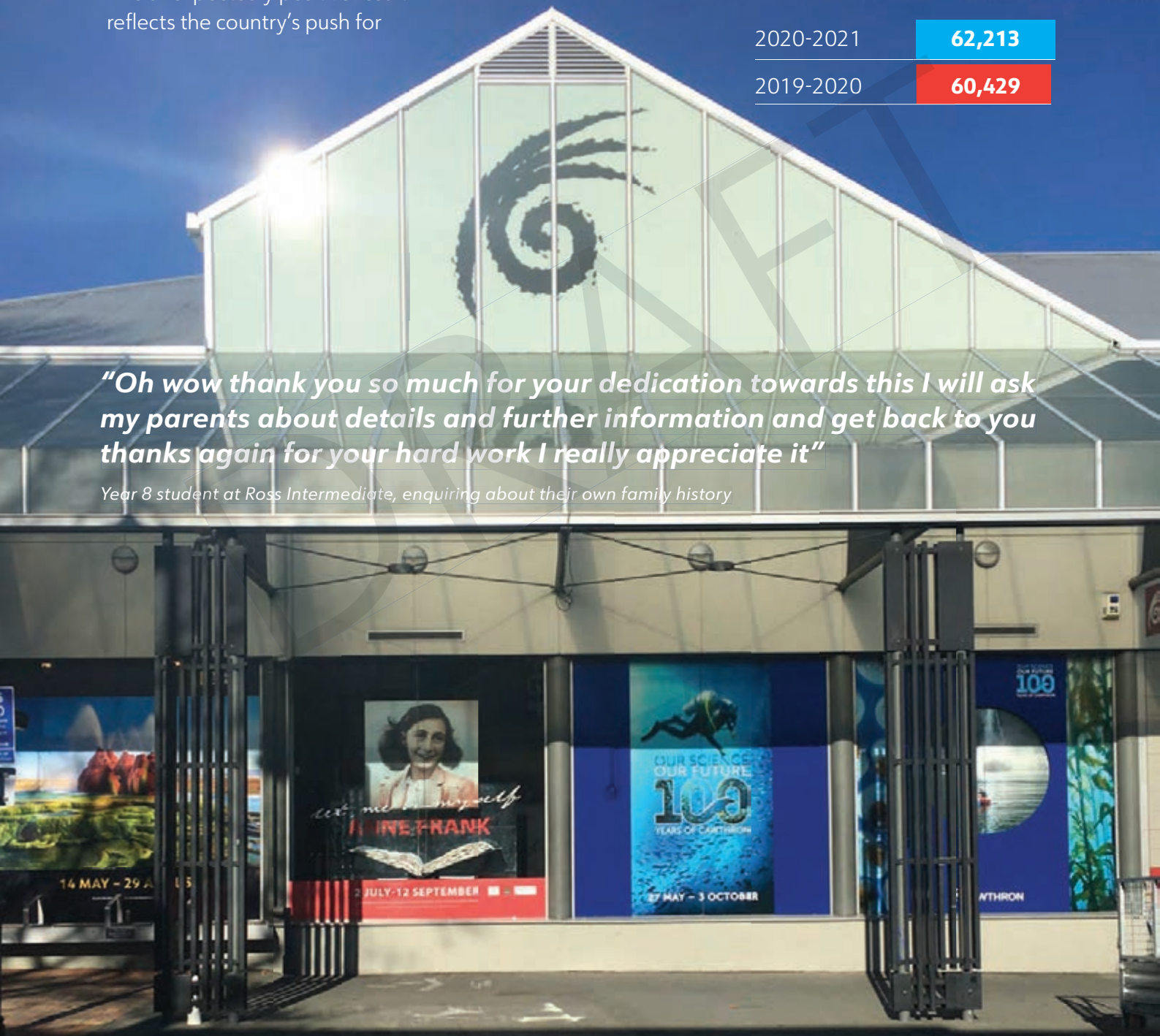
and uptake of domestic tourism - over 13,000 of this year's visitors were domestic tourists - along with the Museum's ongoing outreach and diverse and appealing exhibition programme. Local visitors remain our core demographic, accounting for roughly three quarters of all visitors. There was a strong component of repeat visitation in the numbers, which reflect both the quality of the exhibitions presented and their high degree of relevance to local communities.

## Total Visitation

2020-2021	<b>62,213</b>
2019-2020	<b>60,429</b>

*"Oh wow thank you so much for your dedication towards this I will ask my parents about details and further information and get back to you thanks again for your hard work I really appreciate it"*

*Year 8 student at Ross Intermediate, enquiring about their own family history*







## EDUCATION

The number of students attending education programmes during this financial year numbered over **6,000**, well exceeding Ministry of Education's Learning Experiences Outside the Classroom (LEOTC) target of **5,500**. Of this total, 2,154 were from the Tasman region.

Twenty separate education programmes were offered within the Museum and in the wider community. Of those, the *Ablaze* programme was a powerful learning experience for those children who lived through the Tasman fires. Education programmes took place in the communities affected, at venues such as Wakefield Hall, Shedwood Hall in Tapawera, and Brightwater and Appleby Schools. This exhibition was designed to enable teaching at all levels, a full and rounded learning offering.

Likewise, the noho marae held at Whakatū Marae brought to completion a two-year cycle by which the entire school of Waimea Intermediate will have participated in the programme, experiencing the tikanga and mauri of the marae.

Many students reacted with surprise to the *Tupaia: Voyage to Aotearoa* exhibition, as they were unaware of the pivotal importance of this navigator and tohunga on James Cook's ships. The new programme, Te Ara Taonga, began with a walk along the Mahitahi (Maitai) River and the exploration of important sites for mana whenua Māori.

Part of the kaupapa of the Museum education team is to provide foundation skills for other organisations to further their bicultural outlook and practice. This included professional development for Citizens Advice Bureau Ngā Pou Whakawhirinaki o Aotearoa, and foundation skills for learning rōpū, NMIT, and Whenua Iti. Educators also continue to work with Manaaki Tapoi at Whenua Iti to develop bicultural approaches for those caring for and introducing tourists to mātauranga and customary practice.

### VISITATION

- **10,667** Adult NZ
- **301** Adults International
- **2,860** Children NZ
- **56** Children International
- **19,344** Local Adults



- **9,862** Local Children
- **7,172** Visitors Shop
- **6,081** Education
- **2,363** Museum Enquiry
- **201** Photo/Research Enquiry
- **980** Events Visitors
- **2,041** Outreach
- **285** Researchers/visitors to Isel Research Facility

# EXHIBITIONS




It was a very full and busy year for exhibitions at the Museum, with five of the exhibitions shown curated in-house. This ranged from *Rugby 150 Years On*, which due to COVID-19 was first made digitally then later reconfigured physically, to the intriguing art exhibitions *Enigma* and *Through the Lens*, to hands-on science with *Our Science, Our Future: 100 Years of Cawthron*, and *Ablaze: the 2019 Tasman Fires* displayed in the affected communities.

These exhibitions illustrate the breadth of subjects covered at the Museum, and all had components or features that had local connections or echoes. For example, the first rugby game played in New Zealand took place in Nelson and this became the genesis of the exhibition *Rugby: 150 Years On*. *Enigma* was made by well-known local artist Sue Heydon, with her unique take on the invasive species Old Man's Beard, and, of course, Cawthron Institute



is a foundation part of Nelson – and New Zealand's – scientific landscape.

*Tupaia: Voyage to Aotearoa*, an exhibition whose central digital content came from Auckland Museum, had moving local connections, with iwi celebrating their ancestral connection to this exceptional navigator and voyager. This exhibition also offered the opportunity for local tamariki from St Joseph's School to curate their own response to the story of Tupaia and the inclusion of their content made for a unique and special tribute to this great navigator. Among the visitors, there were those who had no knowledge of Tupaia and expressed fascination and surprise when they discovered the significance of this important historical figure. *Our Science, Our Future: 100 Years of Cawthron* celebrated the 100-year anniversary of the Cawthron Institute, the local institution that undertakes research to understand life both on and off our shores,





and has a key role in supporting both local seafood industries and conservation initiatives. The inclusion of living displays - in this instance indigenous and introduced aquatic creatures - was loved by audiences and brought a dynamic edge to the Museum display. *Through the Lens - People and Places of Nelson Tasman* saw our region through the eyes of outstanding local photographers Tatsiana Chypsanava, Brendan Fastier and Andrew MacDonald. We are especially proud of *Ablaze: The 2019 Tasman Fires*, which showed the extent and impact of the devastating 2019 fires on our rural communities. This exhibition is an example of

how a museum can be the forum for discussion and a voice for the people it serves, with the ability to explore history making events with immediacy and local relevance. Such exhibitions provide opportunities for visitors to express and process their thoughts and feelings about these events while acknowledging them as a part of a community experience. *Ablaze* opened on the second anniversary of this collective catastrophe in Wakefield. It was designed as a touring exhibition and has been displayed in halls, schools, cafés, and museums throughout the Tasman region.

---

***"Excellent Diverse Exhibits -  
Really enjoyed my visit"***

*Lottie from Scotland 21.01.2021*

---

*Slice of Life: The World Famous Dunedin Study* and National Geographic's *Rarely Seen: Photographs of the Extraordinary* were two other exhibitions that were 'imports' to the Museum - one telling the story of the groundbreaking Dunedin Study that began in the 1970s and which aimed to study a cohort of children from birth. The study continues to track the lives of its subjects to this day. *Rarely Seen: Photographs of the Extraordinary* showcases ever-popular and outstanding National Geographic images with rare and unusual glimpses of the world outside our closed borders.







## 'OUR MOON' IN CHRISTCHURCH

The Trust is delighted by the national response to the Museum-developed *Our Moon: Then, Now, Beyond* exhibition. We toured the exhibition to Canterbury Museum, where it received almost **125,000** visits. The Moon artwork itself, by UK sculptor Luke Jerram, also toured to Expressions Whirinaki Taonga in Upper Hutt. Interest has been expressed in an Australian leg of the tour next financial year.

These tours not only demonstrate the high quality of Nelson Provincial Museum's own exhibitions and support our reputation as one of New Zealand's leading regional museums, but they also provided a welcome financial boost to our year-end result.





# EVENTS

The Museum's full and diverse exhibition schedule generated numerous events, with exhibition openings being well attended. A particularly popular event which drew a capacity crowd was the book launch *'The Origins of You'* by Richie Poulton, Director of the Dunedin Study, co-hosted by legendary All Black coach Sir Graham Henry. This was in support of the *Slice of Life* exhibition. Sue Heydon and the Toru Collective photographers gave floor talks for *Enigma* and *Through the Lens* respectively. A dawn blessing opening for *Tupaia: Voyage to Aotearoa* was attended by descendants of the Kurahaupō waka who have significant links to this major historical figure. This was a poignant and powerful morning. We were also honoured to have the support of Ngāti Apa ki te Rā Tō for the education programme, and to host the illustrator of the exhibition Mat Tait, who ran a popular workshop for rangatahi discussing the cartoon-style art he used to bring these historic personalities to life.

Ancestral connections were also emphasised in another event, with the ceremony to mark the donation of the Gottfried Lindauer portrait

of Edward Green by Green's descendants. Upper Trafalgar Street was also alive with the festive clickity clack of knitting needles for the *Nelson K2tog - World Knit in Public Day*. This well supported Museum knit-in saw the crafty production a multi-coloured assortment of cardigans, scarves, hats, and blankets. The Cawthron Institute exhibition has also been supported by an engaging and informative programme of talks, such as 'Marvellous Mussels' and 'The Mysterious world of New Zealand's Marine Mammals'.

School holiday workshops pulled in the kids to make a 'Room in a Box', with children proudly creating their own mini environments. These workshops also saw children decorate masks (a link to the annual Mask Parade), and look to the past with 'Fantastical Peg Figures' and cyanotype blue prints. In other workshops tamariki discovered new ways of getting creative, producing their own clay artifacts or Indian ink and watercolour masterpieces. Our workshops were designed to be sustainable, with a focus on re-use and giving new life to waste materials such as old vinyl signage.



# REGIONAL SUPPORT

Local GLAM (Galleries, Libraries, Archives, and Museums) institutions featured strongly in the regional support we provided this year. It is heartening to see the development of a strong regional museums network for Te Taihu. Especially relevant for the challenges

of COVID-19 was an online regional hui we organised on grant availability and applications processes. All-important audience engagement - the philosophy and methods of devising relevance and interest for visitors - was the subject of a regional workshop hosted by Golden Bay Museum. A further online hui focused on the latest education reforms, which took in the changes to the history curriculum that emphasise a more balanced and local view of Aotearoa New Zealand history. The Oral History unit of the National Library conducted a workshop on how to set up and get the best from oral history interviews, an outcome of the national recognition of our partnership with Tasman and Nelson Libraries in the COVID-19 collecting initiative *Life in the Bubble*.

On top of organising these hui and workshops, the Museum supplied more than **130 hours** to resource and support museums in the Tasman region. This mahi included collection and preservation advice on pest management, valuations and object stabilisation.

We have also been pleased to support *Nelson Jewellery Week* and Nelson Arts Festival *Masks Behind Glass* by making our windows available for their displays.

An ongoing partnership with Make/Shift Spaces presents Museum photographs and content in vacant premises around Nelson. We look forward to future collaborations.







## OUTREACH

Outreach again ranged across a wide variety of community activities in diverse locations around Te Taihū. Professional expertise, talks, and displays were provided for iwi, libraries, museums, Nelson and Motueka Historical Societies and other organisations. 477 staff hours were dedicated to delivering these programmes, which reached over 2,000 people. Photo boards showcasing the Museum's photographic collection were provided at an old favourite – the Nelson A&P Show, but also popped up at the Port of Nelson Open Day as part of the Tuku 21 programme (Nelson City Council's yearly, month-long heritage festival). Other events for Tuku 21 included *Life in the Bubble*, a display about people's experiences in lockdown, shown at Nelson Library; and the Wiki-edit-a-thon, at Richmond Library, which aimed to educate people on how to share their heritage stories on Wikipedia in support of regional tourism. A photo-booth was set up for Halloween at the Willowbank historic village for visitors to get into the spirit of times past. On a more contemporary note, *2020: The Year of the Nurse and the Midwife* celebrated these essential health workers with a mini-exhibition at Richmond Library. A display on the fascinating life of Appo Hooton, based on the Museum's highly successful tri-lingual exhibition about Aotearoa's first citizen of Chinese descent,

featured at the Multi-Cultural Festival. A second display at the Richmond Library "*The Art of...*" looked at some of the 'old arts' that enjoyed a revival during the COVID-19 national lockdown.







## OUR PEOPLE

This year we were sad to farewell Natalie Gilbert, Nils Pokel, Lara Hania and John Campbell from the Museum team and we wish them all the very best in their future endeavours. However, the Trust is delighted to welcome Kelly O'Leary to Education, Karen Gorsuch as Curator Archives, Michael Davies as Senior Collection Technician Social History and Andrew Soutar to a permanent role in the Visitor Host team. They have all brought significant experience to their roles and have already made strong contributions to their areas of expertise. Additionally, it has been a great pleasure to welcome John Campbell back temporarily post-retirement to use his specialist knowledge to teach *Our Science, Our Future: 100 Years of Cawthron* exhibition.

***The Trust would also like to take the opportunity to thank our amazing team of volunteers. This year this outstanding group of people contributed more than 1,400 hours of collection and research support.***





# INFRASTRUCTURE

---

It is an ongoing challenge to maintain the ageing building at Isel Park, and also increasingly at the Museum building in Trafalgar Street which opened in 2005. Air conditioning, Building Management Systems (BMS) and phone systems are all aged and require upgrading. The air-conditioning upgrade will be phased in over three years. In the 2020/21 financial year, a replacement phone system was installed which will significantly reduce operating costs, a humidifier and cooling coil were replaced in the upper gallery, a new air supply and extraction system installed in the café, and the BMS system was replaced. New security cameras were also installed inside the education space and in the upper foyer.

IT has similarly required significant upgrades to cope with increased digital storage and access needs. The collection server also received a new Uninterruptible Power Supply (UPS) to protect it against abrupt power outages that may lead to data loss or corruption. Security updates are also of course vital and it is important that our digital assets are protected from cyber-threats and potential data loss or corruption.

This financial year network upgrades were completed to improve connectivity within and between sites, an intranet created to improve staff communication, and a pilot exercise was undertaken to trial transition to a SharePoint platform to relieve storage demands on the file server.

# SUSTAINABILITY

---

Sustainability continues to be an important focus for the Trust. The Museum takes its responsibility to educate the community and model best practice seriously, as evidenced by exhibitions including *Our Science, Our Future: 100 Years of Cawthron* and our teaching partnership with the Brook Waimārama Sanctuary.

The Trust currently has instituted a Sustainability Action Plan. As a key part of this, the Trust is undertaking an Energy Audit with Emsol Ltd after completing measurement of our carbon footprint. Next phases will be an Energy Management Review and an investigation into solar power options.

The new ARC Facility will be designed to use energy efficiently and will be as sustainable as possible within budget.

A staff committee meets monthly to consider and progress sustainability initiatives. This year these have included a shift to environmentally friendly cleaning products Will & Able, reusable Oaklands



milk bottles for staff use, a move to paperless invoicing, changing our fire extinguisher supplier to support a bottle-swap system rather than land-fill disposal, and collecting wine bottle tops from exhibition openings for the Kan-Tabs Kidney Kids NZ scheme.



## RETAIL & FINANCIAL

### RETAIL

The closed borders impacted our shop income and admissions, with revenue falling to **\$111,717** - down **13%** on previous years. This reflects a change in tourist spending with the shift from international to domestic tourism, and has necessitated a different stock focus. On a positive note, we are pleased to continue supporting Nelson Tasman makers and artisans, including eight new suppliers this year.

As previously mentioned, touring *the Our Moon: Then, Now and Beyond* exhibition and artwork has had a positive financial impact on our balance sheet, generating **\$49,158** in touring fees. We are also extremely grateful to the Cawthron Institute for their contribution of **\$46,000** towards the development of *Our Science, Our Future: 100 Years of Cawthron*.

### OPERATING SURPLUS

Our operating surplus of **\$306,176** (before the fair value adjustment on Council loans) reflects the continuing generous support from the community, with **\$108,452** in sponsorships, grants, donations, and bequests gratefully received in this period. Throughout the year

we kept operating costs tightly controlled, for example by instituting a post-lockdown recruitment freeze. As a result significant operating savings were achieved.

### PROPERTY AND COLLECTIONS VALUATIONS

Property valuations were completed by Telfer Young and have increased in value by **\$1,710,640**. Dunbar Sloane undertook an exhaustive and comprehensive valuation of the Regional Collection. The market values of the taonga, social history, natural history, archives and art collections have increased by **\$10,363,633**. This highlights the importance of the need for our new Archives Collection and Research Facility so that we can better care for this precious resource on behalf of the Nelson Tasman communities. Whilst it increases the asset base by **\$12,704,273**, it is important to note that this is not realisable income as it is held in perpetuity for the region.

### OVERVIEW

Given the global challenges of the year, we are pleased to finish with an accounting surplus of **\$12,368,337**.



# DONATIONS, SPONSORSHIP, GRANTS AND BEQUESTS

We would like to take the opportunity to acknowledge our generous donors and sponsors. In particular we would like to thank the family of Nola Leov for her most generous bequest, and the whānau of Richard Nunn for requesting donations in Richard's name be made to the Museum in lieu of flowers at his tangi. We also greatly appreciate the significant donation of H. Dingwall towards care of our collections.

The Trust is grateful to Cawthron Institute for its continued exhibition sponsorship, and to Tasman District Council Community Grants for assisting with touring *Ablaze* throughout the Tasman region.

Thanks also go to National Services Te Paerangi for a Helping Hands grant towards the upgrade of security cameras, Ngākahu National Repatriation Partnership for their assistance in creating improved storage for kōiwi tangata temporarily

in our care, and to the Ministry of Culture and Heritage for their COVID-19 Hardship Grant towards funding collection care positions.

We would also like to gratefully acknowledge the in-kind support from National Services Te Paerangi Expert Knowledge Exchange scheme, Nelson Pine for their ongoing assistance with exhibition building materials, Bowater Hyundai for van sponsorship early in the financial year, and to Talley's Group Ltd, Founder's Heritage Park, Stuff Ltd, Hayden Mortimer, the Tasman Makos and Rocket Lab for loans of objects and images for our exhibitions.



Olivia Hall  
Board Chair



Lucinda Blackley-Jimson  
Chief Executive





Nelson Provincial  
**MUSEUM**  
Pupuri Taonga o Te Tai Ao

**ANNUAL REPORT**  
TASMAN BAYS HERITAGE TRUST

**2020  
2021**



TASMAN BAYS HERITAGE TRUST

# FINANCIAL STATEMENTS AND PERFORMANCE INFORMATION

FOR THE YEAR ENDED 30 JUNE 2021

DRAFT

---

## Entity Information for the year ended 30 June 2021

---

### TASMAN BAYS HERITAGE TRUST

#### Legal Name

The Tasman Bays Heritage Trust (The Trust)

#### Type of Entity and Legal Basis

The Trust is incorporated in New Zealand under the Charitable Trusts Act 1957. The Trust is controlled by Nelson City Council and Tasman District Council and is a council-controlled organisation as defined in section 6 of the Local Government Act 2002.

#### The Trust's Purpose or Mission

The Trust's aim is to foster, promote and celebrate a sense of history and awareness of the importance of the Nelson and Tasman region's heritage and identity and the relationship of the Tangata Whenua as kaitiaki of taonga Maori within the rohe of Te Taihū; We connect yesterday, today and tomorrow for the benefit of our visitors, our iwi and our communities, using our collections as the inspiration for our work.

#### Structure of the Trust's Operations, including Governance Arrangements

The Trust comprises of a Board of six Trustees who oversee the governance of the Trust, and a Chief Executive who is responsible for the day-to-day operations of the Trust and reporting to the Trustees. There are 22 Staff (13.50 FTE) and 8 volunteers who support the Chief Executive in delivering the Trust's objectives. The Trustees are appointed by the Appointments Committee which includes representatives from Nelson City Council, Tasman District Council and local Iwi.

#### Main Sources of the Trust's Cash and Resources

Operating grants received from Nelson City Council and Tasman District Council are the primary sources of funding to the Trust.



## Statement of Comprehensive Revenue and Expenses for the year ended 30 June 2021

### TASMAN BAYS HERITAGE TRUST

	Note	Actual 2021	Budget 2021	Actual 2020
Revenue				
Revenue from non-exchange transactions	3	2,050,306	1,951,240	1,978,071
Revenue from exchange transactions	3	290,021	74,677	209,099
		<u>2,340,327</u>	<u>2,025,917</u>	<u>2,187,170</u>
Expenditure				
Personnel costs	4	1,000,085	1,052,492	1,119,513
Other costs	4	707,542	601,925	697,370
Depreciation and amortisation		326,483	368,870	333,129
Finance costs		41	2,500	2,264
		<u>2,034,152</u>	<u>2,025,787</u>	<u>2,152,276</u>
Net surplus/(deficit) from operating activities attributable to Tasman Bays Heritage Trust		306,176	130	34,894
Fair value interest on council loan		(37,195)	(54,616)	(34,727)
Change in fair value of council loans		25,083		(35,645)
Revaluation Surplus		<u>12,074,273</u>		
Total other comprehensive revenue and expense		<u>12,062,161</u>	<u>(54,616)</u>	<u>(70,372)</u>
Total comprehensive revenue and expenses attributable to Tasman Bays Heritage Trust		<u>12,368,337</u>	<u>(54,486)</u>	<u>(35,478)</u>

### Statement of Changes in Equity for the year ended 30 June 2021

	Note	2021	2020
Opening balance		19,329,377	19,364,855
Net Surplus/(Deficit)		306,176	34,894
Other comprehensive revenue and expenses		<u>12,062,161</u>	<u>(70,372)</u>
Closing balance	13 & 14	<u>31,697,713</u>	<u>19,329,377</u>

The accompanying notes form part of these financial statements.

## Statement of Financial Position as at 30 June 2021

### TASMAN BAYS HERITAGE TRUST

	Note	2021	2020
Current assets			
Cash and cash equivalents	5	408,868	10,195
Debtors and receivables from exchange transactions	6	20,276	23,108
Debtors and receivables from non-exchange transactions	6	72,559	6,025
Inventory		21,307	23,036
Other financial assets	7	160,000	160,000
Total current assets		683,010	222,364
Non-current assets			
Property, plant and equipment	8	32,320,504	20,440,701
Total non-current assets		32,320,504	20,440,701
Total assets		33,003,514	20,663,065
Current liabilities			
Payables and deferred revenue	9	254,268	82,255
Employee entitlements	10	84,458	71,420
Borrowings and other financial liabilities	11	200,000	225,050
Total current liabilities		538,726	378,725
Non current liabilities			
Borrowings and other financial liabilities	11	767,075	954,963
Total non-current liabilities		767,075	954,963
Total liabilities		1,305,801	1,333,688
Net assets (assets minus liabilities)		31,697,713	19,329,377
Equity			
Retained earnings	13	14,678,140	14,384,077
Revaluation reserve	14	17,019,573	4,945,300
Total equity		31,697,713	19,329,377

The accompanying notes form part of these financial statements.



## Statement of Cash Flows for the year ended 30 June 2021

### TASMAN BAYS HERITAGE TRUST

	2021	2020
Cash flows from operating activities		
<i>Receipts from non-exchange transactions</i>		
Council funding	1,863,689	1,823,845
Central government funding	82,190	112,176
Donations, grants, sponsorship and bequests	52,387	49,987
<i>Receipts from exchange transactions</i>		
Admission fees	53,972	47,530
Trading revenue	57,745	80,890
Lease and licence fees	66,005	65,182
Exhibitions	75,158	
Digital Image and other revenue	19,956	14,607
Interest	2,786	4,678
<i>Payments</i>		
Suppliers	(602,438)	(642,182)
Employees	(987,047)	(1,142,071)
Interest	(41)	(2,264)
GST(net)	(8,626)	(4,892)
<i>Net Cash flows from operating activities</i>	675,736	407,486
Cash flows from investing activities		
Receipts from sale of investments	160,000	271,927
Payments to acquire investments	(160,000)	(160,000)
Payments to acquire property, plant and equipment	(52,013)	(79,889)
<i>Net Cash flows from investing activities</i>	(52,013)	32,038
Cash flows from financing activities		
Proceeds from borrowing		25,050
Repayment of borrowings	(25,050)	(265,689)
Repayment of loans	(200,000)	(200,000)
<i>Net Cash flows from financing activities</i>	(225,050)	(440,639)
Net (decrease)/increase in cash, cash equivalents	398,673	(1,115)
Cash, cash equivalents at the beginning of the year	10,195	11,310
Cash, cash equivalents at the end of the year	408,868	10,195

The accompanying notes form part of these financial statements.

---

## Notes to the Financial Statements for the year ended 30 June 2021

---

### TASMAN BAYS HERITAGE TRUST

#### 1 STATEMENT OF ACCOUNTING POLICIES

##### REPORTING ENTITY

These financial statements are for the reporting entity, Tasman Bays Heritage Trust ('the Trust'). The Trust has designated itself a public benefit entity (PBE) for the purposes of complying with generally accepted accounting practice.

The financial statements of the Trust are for the year ended 30 June 2021 and were authorised on XXX.

#### 2 SUMMARY OF SIGNIFICANT ACCOUNTING POLICIES

##### 2a. BASIS OF PREPARATION

The financial statements have been prepared on the going concern basis, and the accounting policies have been applied consistently throughout the year.

##### Statement of compliance

The Trust is required to prepare its financial statements in accordance with and comply with Tier 2 PBE Standards RDR (Reduced Disclosure Requirements). This is on the basis that it does not have public accountability and it is not defined as large. The Trust has taken advantage of all applicable Reduced Disclosure Regime (RDR) concessions.

##### Presentation currency and rounding

The financial statements are presented in New Zealand dollars and all values are rounded to the nearest dollar. There are no Standards issued and not yet effective, that have been early adopted.

##### Changes in accounting policy

The accounting policies adopted in these financial statements are consistent with those of the previous reporting period.

##### 2b. REVENUE

Revenue is recognised to the extent that it is probable that the economic benefit will flow to the Trust and revenue can be reliably measured. Revenue is measured when earned at the fair value of consideration received or receivable. The following specific recognition criteria must be met before revenue is recognised.

##### REVENUE FROM NON-EXCHANGE TRANSACTIONS

##### Local authority operating grants

Local authority operating grants are recognised as revenues when funding is received.



---

## Notes to the Financial Statements for the year ended 30 June 2021

---

### TASMAN BAYS HERITAGE TRUST

#### **2b. Sponsorship, grants and donations**

Sponsorship, grants and donations, including central government grants, are recognised as revenue when received unless there is an obligation in substance to return the funds if conditions of a grant are not met. If there is such an obligation, the grants are initially recorded as grants in advance and recognised as revenue when conditions of the grant are satisfied.

##### Bequests

Bequests are recognised as revenue when received. When there are conditions attached for use of the bequest a liability is recorded and the liability is released as revenue as the conditions are met (for example, as the funds are spent for the nominated purpose).

##### Capital donations

Capital donations are recognised as non-exchange revenue when received.

#### REVENUE FROM EXCHANGE TRANSACTIONS

##### Trading revenue, admissions, digital image revenue and other revenues

Trading revenue, admissions, digital image service revenue and other operating revenues are recognised when services have been performed.

##### Lease and license income

Revenue is recognised on a straight-line basis over the rental period. The Museum Cafe lease agreement expires in October 2022. The Museum Car Park licenses commence on the commencement date and continue until terminated by either party giving one month's notice in writing to the other party.

##### Interest income

Interest is recognised in the surplus/deficit as it accrues using the effective interest rate method.

#### **2c. Budget figures**

The budget figures are from the Tasman Bays Heritage Trust Annual Plan that was approved by the Board at its meeting on 26 February 2020. Budget figures have been prepared in accordance with PBE IPSAS, using accounting policies that are consistent with those adopted by the Board in preparing these financial statements.

#### **2d. Offsetting of revenue and expenses**

Revenue and expenses are not offset unless required or permitted by an accounting standard. Items of revenue and expenses are offset when offsetting reflects the substance of the transaction or other event. In addition, gains or losses arising from a group of similar transactions are reported in a net basis, unless items of gains or losses are material, in which case they are reported separately.

#### **2e. Income tax**

The Trust has charitable status and accordingly no taxation expense or liability is recognised in the financial statements.

---

## Notes to the Financial Statements for the year ended 30 June 2021

---

### TASMAN BAYS HERITAGE TRUST

#### 2f. Goods and Services Tax (GST)

The financial statements have been prepared using GST exclusive figures with the exception of receivables and payables which have been shown inclusive of GST in the Statement of Financial Position.

#### 2g. Cash and cash equivalents

Cash and cash equivalents include cash on hand, cash in banks and short-term deposits with original maturities of three months or less that are readily convertible to known amount of cash and which are subject to an insignificant risk of changes in value.

#### 2h. Debtors

Debtors are recognised initially at fair value and subsequently measured at amortised cost using the effective interest method, less provision for impairment. A provision for impairment of debtors is established when there is objective evidence that the Trust will not be able to collect all receivables. The amount of the provision is the difference between the asset's carrying amount and the present value of estimated future cash flows, discounted at the effective interest rate. The provision, if any, is recognised in the surplus/deficit.

#### 2i. Inventories

Inventories are measured at the lower of cost and net realisable value.

#### 2j. Financial instruments

Financial instruments are transacted on a commercial basis to derive an interest yield/cost with terms and conditions having due regard to the nature of the transaction and the risks involved. All financial instruments are accounted for on a settlement basis. They are classified in one of the following categories at initial recognition: loans and receivables, financial assets and financial liabilities at fair value through comprehensive revenue, available for sale financial assets, held to maturity investments and other financial liabilities.

##### Loans and receivables

Assets in this category are non-derivative financial assets with fixed determinable payments that are not quoted in an active market. They include

- cash and cash equivalents (refer to item g above)
- debtors (refer to item h above)
- accrued interest income (refer to item b above)
- GST refundable

##### Available for sale financial assets

Assets and liabilities in this category are those non-derivative financial assets that are designated as available for sale or are not classified as loans and receivables, held-to-maturity investments or financial assets at fair value through surplus or deficit. Assets in this category include investments in equity instruments. The fair value of these instruments are based on quoted market prices.



## Notes to the Financial Statements for the year ended 30 June 2021

### TASMAN BAYS HERITAGE TRUST

#### 2j. Held-to-maturity investments

Assets in this category are measured at amortised cost. The Trust has classified its bank term deposits and fixed term investments as held-to-maturity investments.

#### Other financial liabilities

This category includes all financial liabilities other than those at fair value through comprehensive revenue. Liabilities in this category are measured at amortised cost. They represent:

- liabilities for goods and services provided to the Trust prior to the end of the reporting period that are unpaid and arise when the Trust becomes obliged to make future payments. These amounts are unsecured.
- term loans with determinable repayment terms and interest rate. These loans are secured.

Other financial liabilities include:

- creditors
- employee entitlements (refer to item m below)
- grants received in advance (refer to item b above)
- Westpac revolve credit facility

#### 2k. Borrowings

Borrowings are initially recognised at their fair value plus transaction costs. After initial recognition all borrowings are measured at amortised cost using the effective interest method.

Borrowings are classified as current liabilities unless the Trust has an unconditional right to defer settlement of the liability for at least 12 months after balance date.

#### 2l. Property, plant and equipment

Other than land, buildings and collection assets, all property, plant and equipment are stated at cost less accumulated depreciation and impairment. Cost includes expenditure that is directly attributable to the acquisition of the item. Repairs and maintenance are charged against surplus/deficit as incurred. Depreciation is calculated on a straight-line basis, except for land, so as to write off the net cost amount of each asset over its expected useful life to its estimated residual value. Land is not depreciated.

The Board reviews depreciation rates and adjusts them to more appropriately reflect the consumption of economic benefits. The depreciation rates applied are as follows:

	Years	Rate
Collections	0	Nil
Buildings	3 - 69	1.5% – 25%
Plant and Equipment	2 - 17	7% - 50%
Office Furniture and equipment	5 - 12	5% - 20%
Exhibition fit out	3 - 14	7% - 33.3%

TASMAN BAYS HERITAGE TRUST

21. Property, plant and equipment (Continued)

When an item of property, plant and equipment is disposed of, any gain or loss is recognised in the surplus/deficit and is calculated as the difference between the net disposal proceeds and the carrying value of the item.

Donated assets are recognised upon receipt of the asset if the asset has a useful life of 12 months or more, and the current value of the asset is readily obtained and significant. Significant donated assets for which current values are not readily obtainable are not recognised.

Exhibits and collection assets are very long lived and the Trust endeavours to maintain them in perpetuity. The residual value of these assets remains high relative to their gross carrying value. Given these matters, depreciation is not applied on the grounds of materiality on the basis that depreciation, if any, is minimal. The Trustees review collection and exhibit assets each balance date and should any impairment be identified the write down is recognised immediately through the statement of comprehensive income and expenditure.

Revaluation

Land and buildings are revalued with sufficient regularity to ensure that their carrying amount does not differ materially from fair value and at least every three years by an independent valuer.

Collection assets are revalued with sufficient regularity to ensure that their carrying amount does not differ materially from fair value and at least every five years by an independent valuer.

Any accumulated depreciation at the date of the revaluation is eliminated against the gross carrying amount of the asset and the net amount is restated to the revalued amount. If the asset's carrying amount is increased as a result of a revaluation, the increase is credited as other comprehensive revenue and expense and is accumulated in net assets/equity as the revaluation surplus for that class of asset.

If the asset's carrying value is decreased as a result of a valuation, this decrease is debited as other comprehensive revenue and expense to the extent that of any credit balance exists in the revaluation surplus for that class of assets. If no revaluation surplus exists then the decrease is recognised in the surplus/deficit for that year. Revalued assets are depreciated over the remaining useful life. On the subsequent sale or retirement of a revalued property, the attributable revaluation surplus remaining in the asset revaluation reserve, net of any related deferred taxes, is transferred directly to retained earnings.

Impairment of property, plant and equipment

The Trust does not hold any cash-generating assets. Assets are considered cash-generating where their primary objective is to generate a commercial return.



---

## Notes to the Financial Statements for the year ended 30 June 2021

---

### TASMAN BAYS HERITAGE TRUST

#### 2l. Property, plant and equipment (Continued)

##### Non-cash generating assets

Value in use is determined using an approach based on either a depreciated replacement cost approach, restoration cost approach, or service units approach. The most appropriate approach used to measure value in use depends on the nature of impairment and availability of information.

If an asset's carrying amount exceeds its recoverable service amount, the asset is regarded as impaired and the carrying amount is written down to the recoverable amount. The total impairment loss is recognised in the surplus or deficit.

The reversal of an impairment loss is recognised in the surplus or deficit.

#### 2m. Employee entitlements

Provision is made for benefits accruing to employees in respect of salaries and wages, annual leave, alternate leave and lieu leave when it is probable that settlement will be required and they are capable of being measured reliably.

Provisions made in respect of employee benefits expected to be settled within 12 months, are measured at their nominal values using the remuneration rate expected to apply at the time of settlement.

#### 2n. Leases

Payments on operating lease agreements, where the lessor retains substantially the risk and rewards of ownership of an asset, are recognised as an expense on a straight-line basis over the lease term.

#### 2o. Judgement and estimation uncertainty

The preparation of financial statements of necessity involves judgement and estimation. The estimates and associated assumptions are based on historical experience and various other factors that are believed to be reasonable. Actual results may differ from these estimates. The key sources of estimation that have had the most significant effect on the amounts recognised in the financial statements are presented in Note 18.

#### 2p. Critical estimates and uncertainty

In preparing these financial statements, estimates and assumptions have been made concerning the future. These estimates and assumptions may differ from actual results. Estimates and assumptions are continually evaluated and are based on historical experience and other factors, including expectations of future events that are believed to be reasonable under the circumstances.

## Notes to the Financial Statements for the year ended 30 June 2021

### TASMAN BAYS HERITAGE TRUST

3. REVENUES AND OTHER REVENUE	Actual 2021	Budget 2021	Actual 2020
3a. Revenues from non-exchange transactions			
Local authority operating grant	1,859,664	1,860,050	1,825,570
Central government funding	82,190	82,190	92,294
Donations, grants, sponsorship and bequests	108,452	9,000	60,207
	<u>2,050,306</u>	<u>1,951,240</u>	<u>1,978,071</u>
3b. Revenues from exchange transactions			
Trading revenue	57,745	13,500	80,890
Exhibitions	95,158		0
Lease and licence revenue	63,404	35,477	61,394
Admissions	53,972	15,000	47,530
Digital Image and other income	16,956	7,500	14,608
	<u>287,235</u>	<u>71,477</u>	<u>204,421</u>
3c. Other revenues from exchange transactions			
Interest revenue	2,786	3,200	4,678
	<u>290,021</u>	<u>74,677</u>	<u>209,099</u>
4. Costs			
4a. Personnel Costs			
Wages and Salaries	908,214	1,000,956	1,042,212
Contractors	78,833	51,536	65,963
Increase/(decrease) in employee entitlements	13,038	0	11,338
	<u>1,000,085</u>	<u>1,052,492</u>	<u>1,119,513</u>
4b. Other Costs			
Audit fees for audit services	25,000	22,839	25,109
Exhibition costs	111,415	63,250	139,488
Marketing costs	24,866	20,000	28,780
Property costs	185,857	196,310	169,250
Trading costs	40,745	7,125	58,599
Other operating costs	319,660	292,401	276,144
	<u>707,542</u>	<u>601,925</u>	<u>697,370</u>
5. CASH AND CASH EQUIVALENTS			
Cash on Hand	712		712
Westpac Current Account	8,051		9,409
Westpac Savings Account	400,106		74
	<u>408,868</u>		<u>10,195</u>
6. RECEIVABLES FROM EXCHANGE TRANSACTIONS			
Debtors	1,776		4,136
Allowance for doubtful debts	-		-
	<u>1,776</u>		<u>4,136</u>
GST	16,024		7,625
Prepayments	2,476		11,346
	<u>20,276</u>		<u>23,108</u>



## Notes to the Financial Statements for the year ended 30 June 2021

### TASMAN BAYS HERITAGE TRUST

6. RECEIVABLES FROM NON-EXCHANGE TRANSACTIONS (Cont'd)

Debtors	2021	2020
Allowance for doubtful debts	72,559	6,025
	-	
	<u>72,559</u>	<u>6,025</u>

7. OTHER FINANCIAL ASSETS

Held-to-maturity financial assets classified as current		
Fixed term investments	<u>160,000</u>	<u>160,000</u>
Fair value		
Fixed term investments are recognised at amortised cost.		

8. PROPERTY PLANT AND EQUIPMENT

	Collection & Exhibit	Land & Buildings	Plant & Equipment	Exhibition Fit-Out	Office Equipment	Total
Cost						
Balance at 1 July 2019	10,435,211	10,473,467	1,115,554	342,015	301,061	22,667,308
Additions		56,490	22,183		1,216	79,889
Disposals						0
Revaluation						0
Balance at 30 June 2020	<u>10,435,211</u>	<u>10,529,957</u>	<u>1,137,737</u>	<u>342,015</u>	<u>302,277</u>	<u>22,747,197</u>
Balance at 1 July 2020	10,435,211	10,529,957	1,137,737	342,015	302,277	22,747,197
Additions	60,000	54,650	17,363			132,013
Disposals			(34,116)			(34,116)
Revaluation	10,363,633	832,280				11,195,913
Balance at 30 June 2021	<u>20,858,844</u>	<u>11,416,887</u>	<u>1,120,984</u>	<u>342,015</u>	<u>302,277</u>	<u>34,041,007</u>
Depreciation						
Balance at 1 July 2019		293,078	1,085,896	329,839	264,554	1,973,367
Charge for the year		299,891	17,718	5,275	10,245	333,129
Disposals						0
Revaluation						0
Balance at 30 June 2020	<u>0</u>	<u>592,969</u>	<u>1,103,614</u>	<u>335,114</u>	<u>274,799</u>	<u>2,306,496</u>
Balance at 1 July 2020	0	592,969	1,103,614	335,114	274,799	2,306,496
Charge for the year		300,215	18,804	2,062	5,402	326,483
Disposals			(34,116)			(34,116)
Revaluation		(878,360)				(878,360)
Balance at 30 June 2021	<u>0</u>	<u>14,824</u>	<u>1,088,302</u>	<u>337,176</u>	<u>280,201</u>	<u>1,720,503</u>
Carrying amounts						
At 1 July 2019	10,435,211	10,180,389	29,658	12,176	36,507	20,693,941
At 30 June and 1 July 2020	10,435,211	9,936,988	34,123	6,901	27,478	20,440,701
At 30 June 2021	<u>20,858,844</u>	<u>11,402,063</u>	<u>32,682</u>	<u>4,839</u>	<u>22,076</u>	<u>32,320,504</u>

## Notes to the Financial Statements for the year ended 30 June 2021

### TASMAN BAYS HERITAGE TRUST

#### 8. PROPERTY PLANT AND EQUIPMENT (Cont'd)

The most recent valuation of land and buildings was performed by an independent registered valuer, I McKeage FNZIV, FPINZ of TelferYoung (Nelson) Limited. The valuation is effective as at 30 June 2021.

Land at 270 Trafalgar Street Nelson and 10 Church Street is valued at fair value using the market comparison approach to compare sales of industrial and commercial land for the assessment of the land value. The analysis of land values has been compared on an area and depth table basis.

Land at Hilliard Street Stoke Nelson is valued at fair value using the market comparison approach to compare sales of residential, industrial and commercial land for the assessment of the land value. A base land value has been adopted to apply a lessee's interest factor of 1.5 years remaining lease term plus an estimated further 3.5 years to give a total of 5 years being the estimated time to complete construction of the new Archives, Research and Collections facility.

Buildings at 270 Trafalgar Street Nelson are valued at fair value using the depreciated replacement cost approach to establish the estimated current cost to reinstate the building, together with an allowance for indirect costs such as building costs and developers profit and fees, to provide a total replacement cost. An allowance for physical depreciation is then deducted based upon the age and remaining useful life of the buildings and fitout components. No optimisation has been applied as no surplus design or capacity.

Buildings at Hilliard Street Stoke Nelson are valued at fair value using the depreciated replacement cost approach to establish the estimated current cost to reinstate the building, together with an allowance for indirect costs such as building costs and developers profit and fees, to provide a total replacement cost. An allowance for physical depreciation is then deducted based upon the age and remaining useful life of the buildings and fitout components. Optimisation has been applied to exclude the western mezzanine from the valuation.

The collections market valuation was performed by Dunbar Sloane in July to September 2021. The valuation is effective as at 30 June 2021.

#### 9. PAYABLES AND DEFERRED REVENUE

	2021	2020
Creditors	121,209	48,245
Income received in advance	45,943	2,374
Unused grants with conditions	5,180	1,245
Other accrued expenses and payables	81,936	30,391
	<u>254,268</u>	<u>82,255</u>

#### 10. EMPLOYEE ENTITLEMENTS

Salaries and wages	11,890	7,025
Annual and other leave entitlements	72,568	64,395
	<u>84,458</u>	<u>71,420</u>



## Notes to the Financial Statements for the year ended 30 June 2021

### TASMAN BAYS HERITAGE TRUST

11. BORROWINGS AND OTHER FINANCIAL LIABILITIES	2021	2020
Current		
Westpac revolve credit facility	0	25,050
Council loans	200,000	200,000
	<u>200,000</u>	<u>225,050</u>
Non Current		
Council loans	767,075	954,963

#### Westpac

The Westpac revolve facility is for a maximum of \$600,000 for a term of three years and is interest only at 3.89% (2020 : 3.89%). The Facility is secured by an all existing and future securities (including guarantees).

#### Nelson City Council and Tasman District Council Loans

The Trust's loan from Tasman District Council with a face value of \$525,000 (2020 - \$625,000) is issued at a nil interest rate.

The Trust's loan from Nelson City Council with a face value of \$525,000 (2020 - \$625,000) is issued at a nil interest rate.

The Trust has entered into a loan arrangement with the Nelson City Council and Tasman District Council for their respective loans.

On 31 March 2021 the Trust entered into a loan arrangement with the Nelson City Council and Tasman District Council for their respective loans. A negative pledge exists requiring the Trust to obtain written consent from both councils prior to creating any other security interest over, disposing or leasing the secured assets. Consent is also required to deposit funds in a non registered NZ bank, to enter into any commercial arrangement not at arms length, for any unplanned expenditure over \$40,000 or any amendments to the Trust Deed.

Loan repayments of \$25,000 are payable at each quarter date and the loans expire on 31 March 2027. (2020: \$100,000 at financial year end). As the loans are at nil interest these are discounted to their fair value upon receipt.

#### Security

The loans from Nelson City Council and Tasman District Council are secured equally over the land and buildings at 270 Trafalgar St and land at 10 Church St.

#### Fair Value interest on loans

The fair value of interest on council loans is \$37,195, based on an interest rate of 4.00% (2020: \$34,727 at 3.10%)

#### Fair values of non-current loans

The fair values of non-current loans are \$967,075 (2020 - \$954,963).

The fair values of the Council loans are based on cash flows discounted using a rate based on the borrowing rate of 4.00% (2020: 3.10%). There has been a fair value decrease this financial year of \$25,083(2020: increase of \$35,645) based on the change in interest rates.

The carrying amounts of loans repayable within one year approximate their fair value.

## Notes to the Financial Statements for the year ended 30 June 2021

### TASMAN BAYS HERITAGE TRUST

#### 12. FINANCIAL INSTRUMENTS

The carrying value of financial assets and liabilities in each of the financial instrument categories are

	2021	2020
Loans and Receivables		
Cash and cash equivalents	408,868	10,195
Receivables	92,835	29,133
Other financial assets	160,000	160,000
	<u>661,703</u>	<u>199,328</u>

#### Financial Liabilities at amortised cost

Payables and deferred revenue	254,268	82,255
Borrowings	0	25,050
Total Financial Liabilities at amortised cost	<u>254,268</u>	<u>107,305</u>

#### Financial Liabilities measured at fair value through surplus/deficit

Borrowings	<u>967,075</u>	<u>1,154,963</u>
------------	----------------	------------------

#### Movement in Council Loans

Opening balance	1,154,963	1,284,591
Movement in fair value through surplus/deficit	12,112	70,372
Loan repayment	(200,000)	(200,000)
Closing balance	<u>967,075</u>	<u>1,154,963</u>

#### 13. RETAINED EARNINGS

Opening balance	14,384,077	14,419,555
Surplus/Deficit for the year	12,368,337	(35,478)
Transfer to revaluation reserve	(12,074,273)	
Closing balance	<u>14,678,140</u>	<u>14,384,077</u>

#### 14. REVALUATION RESERVE

Opening balance	4,945,300	4,945,300
Revaluation Gains	12,074,273	0
Closing balance	<u>17,019,573</u>	<u>4,945,300</u>

#### Property Revaluation reserve for each class of asset

Land & Buildings	1,710,640	0
Collection Assets	10,363,633	0
	<u>12,074,273</u>	<u>0</u>

Revaluation reserve represents net revaluation increments in value of land and buildings and collection assets.. The reserve is reduced by decrements in value of land and buildings and collection assets to the extent of any credit balance existing in the asset revaluation reserve in respect of the same class of asset. The reserve is transferred directly to retained earnings upon disposal of the asset which the reserve relates to.

## Notes to the Financial Statements for the year ended 30 June 2021

### TASMAN BAYS HERITAGE TRUST

15.	OPERATING LEASE COMMITMENTS	2021	2020
	An operating commitment exists for non-cancellable leases:		
	No later than one year	14,982	15,052
	Later than one year and no later than five years	3,601	18,583
		<u>18,583</u>	<u>33,635</u>
16.	CAPITAL COMMITMENTS		
	Capital commitments at 30 June 2021 were \$15,360 (2020 : Nil).		
17.	CONTINGENT LIABILITIES		
	There were no contingent liabilities at 30 June 2021 (2020 : Nil).		
18.	KEY SOURCES OF ESTIMATION UNCERTAINTY		
	The effect of estimation on these financial statements is greatest in assessing any impairment in property, plant and equipment. The Trust has assessed that there is no impairment of property, plant and equipment at the reporting date (2020: Nil)		
19.	POST REPORTING DATE EVENTS		
	The Board and management are not aware of any other matters or circumstances since the end of the reporting period, not otherwise dealt with in these financial statements that have significantly or may significantly affect the operations of the Trust (2020: Nil).		
20.	KEY MANAGEMENT PERSONNEL	2021	2020
	The key management personnel consist of the Board of Trustees, The Chief Executive and the Board Secretary.	193,717	182,671
21.	TRUSTEE FEES		
	Olivia Hall Chair	14,854	
	Olivia Hall (Chair from 24 Sept 2019 to 30 June 2020)		11,425
	Emma Thompson	9,903	
	Emma Thompson (Interim Chair from 1 July 2019 to 23 Sept 2019)		11,076
	Chris Bowater	9,903	9,902
	Liz Richards (resigned 12 November 2019)		3,663
	Brendon Silcock (appointed 27 May 2020)	9,902	950
	Darren Mark	9,902	9,902
	Derek Shaw	9,902	9,902
	Total Trustees' fees	<u>64,366</u>	<u>56,820</u>



## Notes to the Financial Statements for the year ended 30 June 2021

### TASMAN BAYS HERITAGE TRUST

22. SIGNIFICANT VARIANCES TO BUDGET	Actual 2021	Budget 2021	Actual 2020
Revenue from exchange transactions	287,235	71,477	204,421
Revenue from non-exchange transactions	2,050,306	1,951,240	1,978,071
Other Costs	707,542	601,925	697,370

The budget for revenue from exchange transactions was based on an uncertain impact of Covid-19 and assumed a six month closure with minimal revenue from visitors, no income from exhibitions and reduced income from leases and licences. As the country stayed at level 1 throughout most of the year the Museum was open to domestic and Australian visitors, the touring exhibition went ahead and income from leases and licences was back to normal levels.

Revenue from non-exchange income is \$99,066 more than budget, and includes a donated artwork, a bequest, a grant from the Te Papa Hardship Fund to support our collections team.

Other costs were \$105,617 more than budget as funding for the Cawthron exhibition increased and the shop was operational for the full year.

### 23. RELATED PARTIES

The Trust was settled by Nelson City Council and Tasman District Council and receives a significant amount of operating grants from the Councils to deliver its objectives as specified in the Trust deed. Nelson City Council and Tasman District Council are the ultimate controlling parties of the Trust.

*The following non arms length transactions were carried out during the year:*

Nelson City Council contributed \$967,490 (2020 - \$949,882) and Tasman District Council contributed \$892,174 (2020 - \$875,688) towards the operating funding of the Trust.

*Other related party transactions*

In 2010, the Trust entered into a lease agreement with Tasman District Council. Tasman District Council pays the lease for Elms Street and the Trust pays for all other ongoing property expenses.

There were no material outstanding balances at balance date.

There were no other material related party transactions during the year

No provision has been required, nor any expense recognised for impairment of receivables from related parties (2020 \$nil).

*The following transactions are not arms length*

The Trust has a loan with Nelson City Council for a fair value of \$483,537 (2020 \$577,481).

The Trust has a loan with Tasman District Council for a fair value of \$483,537 (2020 \$577,482).

Refer to note 11 for additional details.

### 24. POST REPORTING DATE EVENTS

The Board and management are not aware of any other matters or circumstances since the end of the reporting period, not otherwise dealt with in these financial statements that have significantly or may significantly affect the operations of the Trust (2020: Nil).

### 25. AUTHORISATION OF FINANCIAL STATEMENTS

The financial statements\* for the year ended 30 June 2021 (including comparatives) were approved on XXX.

\* These will be approved on completion of the audit due November 2021.

# PERFORMANCE INFORMATION

FOR THE YEAR ENDED 30 JUNE 2021

ACHIEVED THROUGH	MEASURES	ACTIVITIES TO MEET MEASURES	STATUS
<b>1 To plan for and commence a capital works project which will safely and appropriately house and care for the Nelson Tasman regional Heritage Collection</b>			
Robust planning, budgeting and project management	Project plan including timeline and refined budget completed by 30 June 2021	Project plan commissioned from Aesculus Limited including refined timeline and budget completed	<b>Achieved</b>
Identifying, canvassing and securing funding sources	10% of non-council funding secured by 30 June 2021	<p>\$865,000 non-council funding achieved to date out of project budget of \$11.29 million:</p> <ul style="list-style-type: none"> <li>\$820K from capital reserves used on land purchase</li> <li>\$45K Rata funding for feasibility study</li> <li>7.66% of the total budget and 17.56% of non-council sources</li> </ul>	<b>Achieved</b>
Securing support of both Councils	Financial support of both Councils confirmed by 30 June 2021	<ul style="list-style-type: none"> <li>NCC funding of \$3.165 million committed in LTP</li> <li>TDC funding of \$3.2 million committed in LTP</li> </ul>	<b>Achieved</b>
<b>2 To be a highly valued visitor destination, educational facility and cultural tourism attraction</b>			
Implement actions to attract traditionally under-represented visitor groups	Collaborate with local iwi on at least one exhibition or event every year	Worked with iwi of Kurahaupō waka to develop local content to support the 'Tupaia: Voyage to Aotearoa' interactive exhibition and to deliver the associated education programme	<b>Achieved</b>
	Implement at least one new digital accessibility initiative by 30 June 2021	New public access terminal installed at the Museum to provide access to online Museum collections and research (including Nelson Photonews, WW100, Early Settlers Database and Cenotaph).	<b>Achieved</b>
	Deliver at least one public programme event targeted at rangatahi youth by 30 June 2021	Tailored programmes delivered to seventy Ngāti Apa ki te Rā Tō and Ngāti Kuia rangatahi in the Regional Gallery.	<b>Achieved</b>
Better understand our local audience, including non-visitors	Undertake further visitor demographic research by 30 June 2021	MA 2021 visitor survey completed	<b>Achieved</b>

ACHIEVED THROUGH	MEASURES	ACTIVITIES TO MEET MEASURES	STATUS
Consolidating and attaining visitation targets	Achieve target visitation of 35,000 across all venues (excluding education) by 30 June 2021	<ul style="list-style-type: none"> <li>56,132 visitors across all venues excluding education</li> <li>62,213 Total Visitation including education numbers</li> </ul>	<b>Achieved</b>
	Achieve annual Ministry of Education visitation target of 5,500 (including remote learning)	6,081 students including over two thousand from the Tasman region	<b>Achieved</b>
Provide a high quality customer service and visitor experience	Twice yearly customer surveys with rating at least 85% satisfaction	<ul style="list-style-type: none"> <li>January results from onsite digital survey 88.68%, consisting of visitors either "satisfied" (41.51%) or "extremely satisfied" (47.17%)</li> <li>April results from onsite digital survey 87.5%, consisting of 37.50% "satisfied" and 50% "extremely satisfied"</li> </ul>	<b>Achieved</b>
Provide a high quality educational service	Teacher evaluation satisfaction levels at least 90%	<ul style="list-style-type: none"> <li>Term 3 2020: 96% (Q3 in financial year 19/20)</li> <li>Term 4 2020: 94% (Q4 in financial year 19/20)</li> <li>Term 1 2021: 94% (Q1 in financial year 20/21)</li> <li>Term 2: 94% (Q2 in financial year 20/21)</li> </ul>	<b>Achieved</b>
Provide a destination retail experience profiling local Nelson Tasman makers	At least 30% of stock sourced from Nelson Tasman artisans	Currently 45% Local Suppliers	<b>Achieved</b>
A refreshed and up to date Regional Gallery experience to engage tourist and local audiences	Consultation with mana whenua and other community stakeholders by 30 June 2021	Initial planning hui held. Further consultation and increased resourcing will be required which will impact the delivery timelines below	<b>Partially achieved</b>
	Concept design complete by 30 December 2021	Revised timeline to be implemented	
	First stage of redevelopment completed by 30 June 2022	Revised timeline to be implemented	



ACHIEVED THROUGH	MEASURES	ACTIVITIES TO MEET MEASURES	STATUS
<b>3 To actively support and collaborate with iwi and Nelson Tasman cultural heritage organisations</b>			
Providing content and support for Tasman district museums	Provide 100 hours of expertise or resources to district museums by 30 June 2021	Over 120 hours delivered	<b>Achieved</b>
Providing advice, guidance and mentoring to smaller galleries, libraries, archives and museums within Nelson Tasman	Coordinate one National Digital Forum (NDF) workshop (or similar) by 30 June 2021	Assisted NCC Library with coordination and promotion of Oral History workshop from Oral History unit of National Library May 29 and June 26th	<b>Achieved</b>
	Organise two regional hui (possibly digital) with associated workshop on a topic requested by district museums by 30 June 2021	Organised regional online meeting with Museums Aotearoa on post-COVID-19 funding 7/8/20  Organised Audience Engagement workshop in Golden Bay with Te Papa Tongarewa 11/12/20  Organised regional online meeting on education curriculum changes 16/6/2021	<b>Achieved</b>
Collaborating with other Nelson Tasman institutions and organisations	Collaborate with NCC Library to digitise Nelson Evening Mail from 1937 to 1945 for online access through Papers Past completed by 30 June 2021.	Completed January 2021	<b>Achieved</b>
	Host one remote wiki-edit-a-thon on a mutually agreed topic with another Nelson Tasman organisation by 30 June 2021	Hosted on April 10th as part of Tuku 2021 (Heritage Month)	<b>Achieved</b>
	Participate in one collaborative project with an iwi or Nelson Tasman heritage organisation by 30 June 2021.	Presentation of Te Hokinga Mai Tūpuna to Ngāti Kuia event at Te Hora Pā – Canvastown was attended by over 100 iwi members	<b>Achieved</b>

ACHIEVED THROUGH	MEASURES	ACTIVITIES TO MEET MEASURES	STATUS
<b>4 To continue to develop and provide appropriate care for a strong Collection which is relevant and valued by, and accessible to, Nelson Tasman communities</b>			
Actively collecting objects that are strongly related to the history and cultural story of Nelson Tasman	Collect at least two examples of contemporary local taonga by 30 June 2021.	Two pakohe taonga commissioned from local Te Taihū artists Lewis Smith and Fayne Robinson	<b>Achieved</b>
	Collect at least 30 significant items related to the 2019 Tasman Fires and the 2020 COVID-19 pandemic by 30 June 2021.	<ul style="list-style-type: none"> <li>Thirteen COVID-19 related objects added to the collection</li> </ul>	<b>Achieved</b>
		<ul style="list-style-type: none"> <li>Eleven images, one video and eighteen literary submissions received through 'Life in the Bubble' partnership platform with NCC Library.</li> <li>Four professional photographs of Tasman Fires by Dwayne Lohmann accessioned</li> <li>Collection of over 250 digital photographs of the 2019 Tasman Fires received from Tasman Mayor Tim King.</li> <li>Additional offers of COVID-19 and Tasman Fire material still pending processing.</li> </ul>	<b>Achieved</b>
Identifying objects which that do not fit our Collections policy	Pilot a rationalisation project on domestic technology collection by 30 June 2021.	Review of 28 sewing machines completed	<b>Achieved</b>
Provide access for our visitors to connect with and study the physical Collection	Provide collection material for ten outreach programmes by 30 June 2021.	<ul style="list-style-type: none"> <li>'2020: The Year of the Nurse' exhibit at Richmond Library (17/7/20)</li> <li>Photograph exhibit at Nelson A&amp;P Show (21-22/11/20)</li> <li>Photograph exhibit and take away photos at 'Halloween at Willowbank' event (24/10/20)</li> <li>Trilingual Appo Hocton exhibit at Cultural Festival (28/3/21)</li> <li>'The Art Of ...' exhibit at Richmond Library (29/3/21)</li> <li>'Life in the Bubble' exhibit at NCC Library for Tuku21 program (29/3/21)</li> <li>Painting by Nicholas Maes exhibited in Isel House for Tuku21 (8/4/21)</li> <li>Photograph exhibit at Port Nelson Open Day (1/5/21)</li> </ul>	<b>Achieved</b>

ACHIEVED THROUGH	MEASURES	ACTIVITIES TO MEET MEASURES	STATUS
		<ul style="list-style-type: none"> <li>Provided WWI exhibition content to Tapawera Historical Society for display in Army Hut (20/4/21)</li> <li>Tupuna outreach at Te Kaiotanga o Te Reo symposium in Blenheim (19-20/5/21)</li> </ul>	
	Four finding aids/research guides published on the Museum's website relating to significant collection holdings by 30 June 2021	Four finding aids written	<b>Partially achieved</b>
	Undertake survey to understand what researchers need from and value in an archives and research facility by 30 June 2021	Survey issued 21st June	<b>Achieved</b>
Prepare collection for relocation	Inventory of furniture collection by 30 June 2021	Furniture inventory totalling 162 objects complete	<b>Achieved</b>
Provide digital access to collection records	5,000 new records available online by 30 June 2021	5,132 new records added	<b>Achieved</b>





ACHIEVED THROUGH	MEASURES	ACTIVITIES TO MEET MEASURES	STATUS
<b>5</b> To improve our sustainability performance			
Embed the sustainability improvement programme	<ul style="list-style-type: none"> <li>Review of the improvement programme by 30 June 2021</li> <li>Annual review of effectiveness of improvement measures</li> </ul>	Sustainability improvement plan reviewed June 2021	<b>Achieved</b>
Implement actions to improve sustainability performance	At least two sustainability initiatives implemented by 30 June 202	<ul style="list-style-type: none"> <li>Energy Audit with EMSOL underway</li> <li>Air Handling Unit and Humidifier upgraded in Regional Gallery.</li> <li>Implemented use of sustainable cleaning products</li> <li>Shift made to supplying Oaklands milk in reusable bottles for staff use</li> <li>Fire extinguishers upgraded to enable bottle swap system instead of bottles going to landfill</li> <li>Majority of creditors moved to paperless invoicing</li> <li>School holiday workshops designed to use recycled and re-used materials</li> <li>Wine bottle lids from exhibition openings collected for the Kan-Tabs scheme supporting Kidney Kids NZ</li> <li>Investigating solar power options</li> </ul>	<b>Achieved</b>

TASMAN BAYS HERITAGE TRUST

# INDEPENDENT AUDITOR'S REPORT

FOR THE YEAR ENDED 30 JUNE 2021

---

## AN IMPORTANT NOTE REGARDING THE INDEPENDENT AUDITOR'S REPORT

In light of Parliament's recent extension of the statutory reporting deadline for CCOs and Councils, Audit New Zealand have informed us that TBHT's audit will not be taking place until early 2022 (dates not yet confirmed at time of writing).

### **Accordingly, please treat this report as draft.**

When the Independent Auditor's report is received it will be incorporated into this document and the Annual Report will be finalised.

---

DRAFT



DRAFT

DRAFT

## Photo credits

---

### Cover

- Kids' Mask-making Workshop
- 

### Page 1

- Presentation of the portrait of Edward Green painted by Gottfried Lindauer to Nelson Provincial Museum.
- 

### Page 3

- The final adjustments to the 'Cressy Dress', circa 1830s from the Broadgreen Collection.
- 

### Page 4

- Crocheted Diorama, Teddy Bear Picnic. Nelson Provincial Museum Collection: NPM2020.57.1
  - Edward Green by Gottfried Lindauer. Gifted by the family of Karl Akers, grandson of Edward Green ; Greg, Richard and Rebecca Thompson and Sally, Wendy and Gillian Akers. Nelson Provincial Museum Collection, NPM2020.62.
  - Chief Executive Lucinda Blackley-Jimson holds a recent acquisition, a JollyBoy doll from a WWII troopship.
- 

### Page 5

- Research Assistant Jeanette Ware and volunteer Dawn Smith
- 

### Page 6

- Visiting conservator Rangi Te Kanawa (Te Papa), examines a korowai from the collection
- 

### Page 7

- Paora Tibble (Te Papa), Jaqui Ngawaka (Ngāti Tama), Rangi Te Kanawa (Te Papa, textile conservator) and Te Ahu Rei (Ngāti Tama) visit Kaitiaki Taonga Māori Hamuera Robb at Isel Park Research Facility as part of a knowledge and expertise sharing exchange between National Services Te Paerangi, local iwi and our Museum.
  - Poutokomanawa. Nelson Provincial Museum: 28.46
- 

### Page 8

- View on the Museum from Hardy Street
- 

### Page 9

- Our team
- 

### Page 10

- Opening of the Slice of Life: The World Famous Dunedin Study exhibition.
  - Opening of the Ablaze exhibition in Wakefield on the two-year anniversary of the Tasman Fires
- 

- The entrance to the 'Our Science Our Future: 100 Years of Cawthron Institute exhibition
  - One of the decade recreations in the Slice of Life exhibition – the 1970s lounge room.
- 

### Page 11

- The National Geographic exhibition 'Rarely Seen: Photographs of the Extraordinary'
- 

### Page 12

- Our Moon: Then Now and Beyond on display in Canterbury Museum.
- 

### Page 12-13

- Some of the many events which took place at Nelson Provincial Museum
- 

### Page 14

- The Museum's stand at the Nelson A&P Show
  - Attendees at a Regional Hui that took place in Takaka.
- 

### Page 15

- A community display in the Hardy Street windows
  - Museum display at the Richmond Library
  - Museum display at the Multicultural Festival
- 

### Page 16

- Museum Staff
- 

### Page 17

- A young visitor enjoys 'Our Science Our Future: 100 Years of Cawthron
- 

### Page 18

- Museum shop windows supporting the 'Shop Local' campaign
- 

### Page 19

- View on the Museum from Hardy Street
- 

### Page 43

- Make and Fly your own kite workshop
- 

### Back Cover

- Tupaia: Voyage to Aotearoa exhibition
-





The Nelson Provincial Museum  
is proudly supported by

